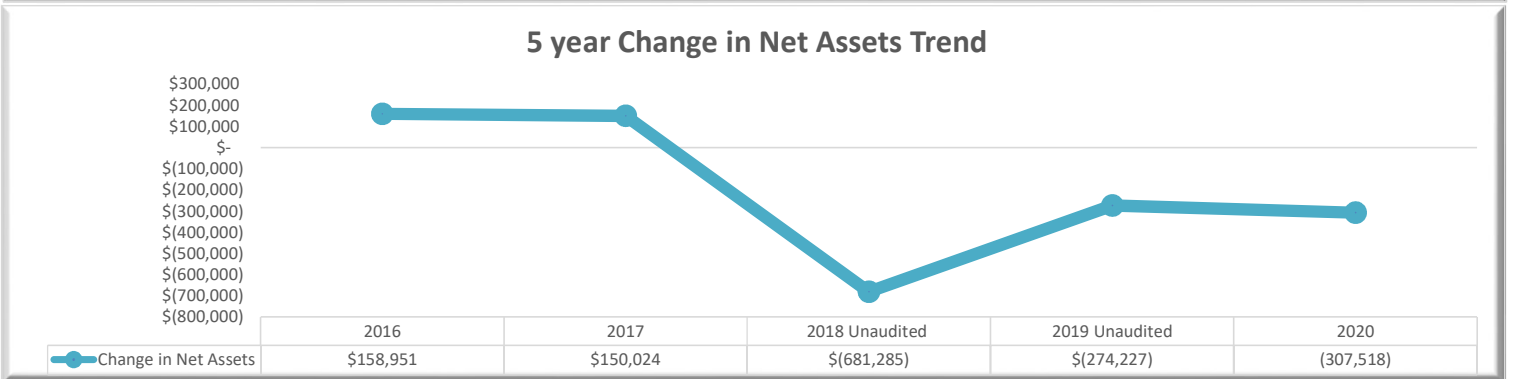
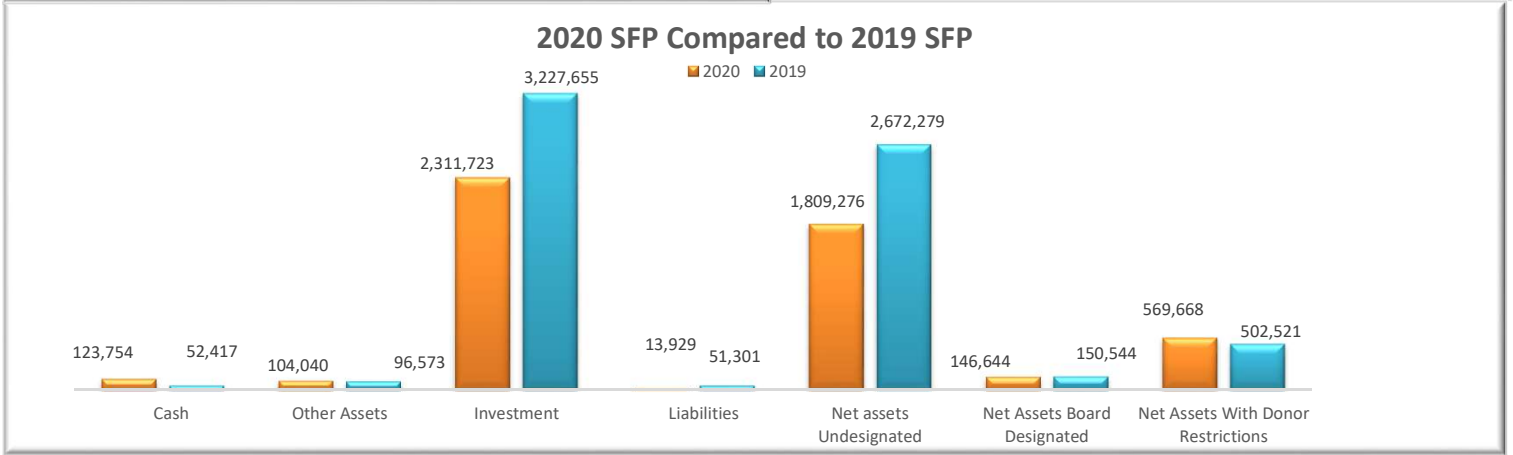
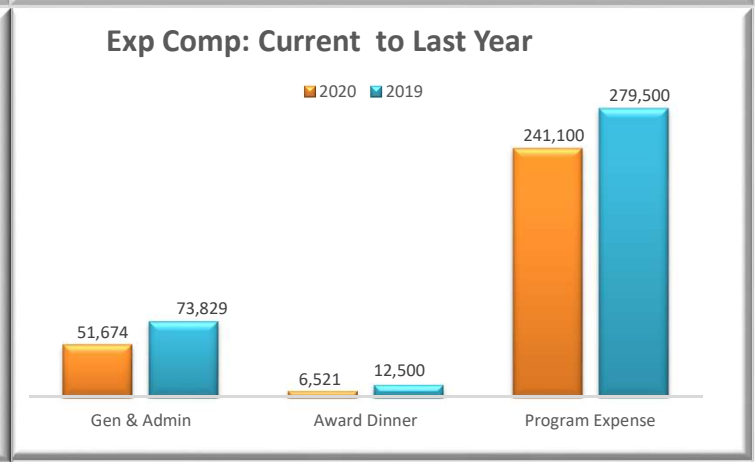
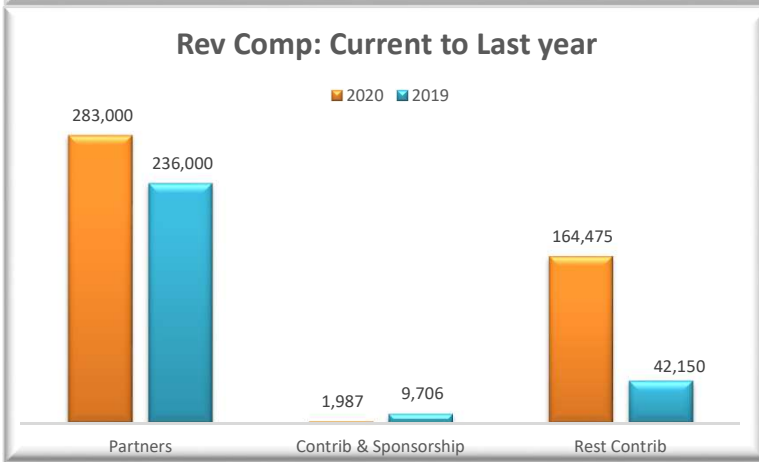
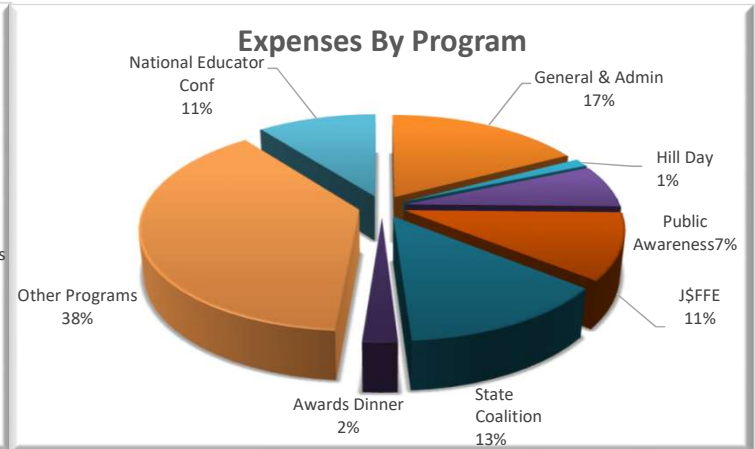
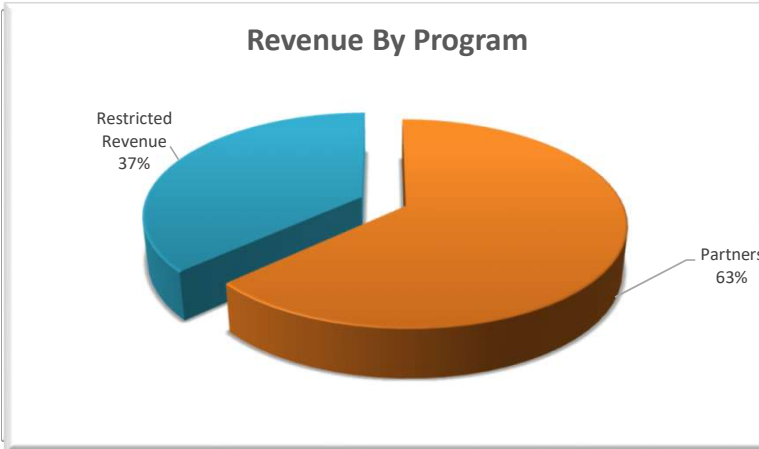


JumpStart Dashboard March 31, 2020

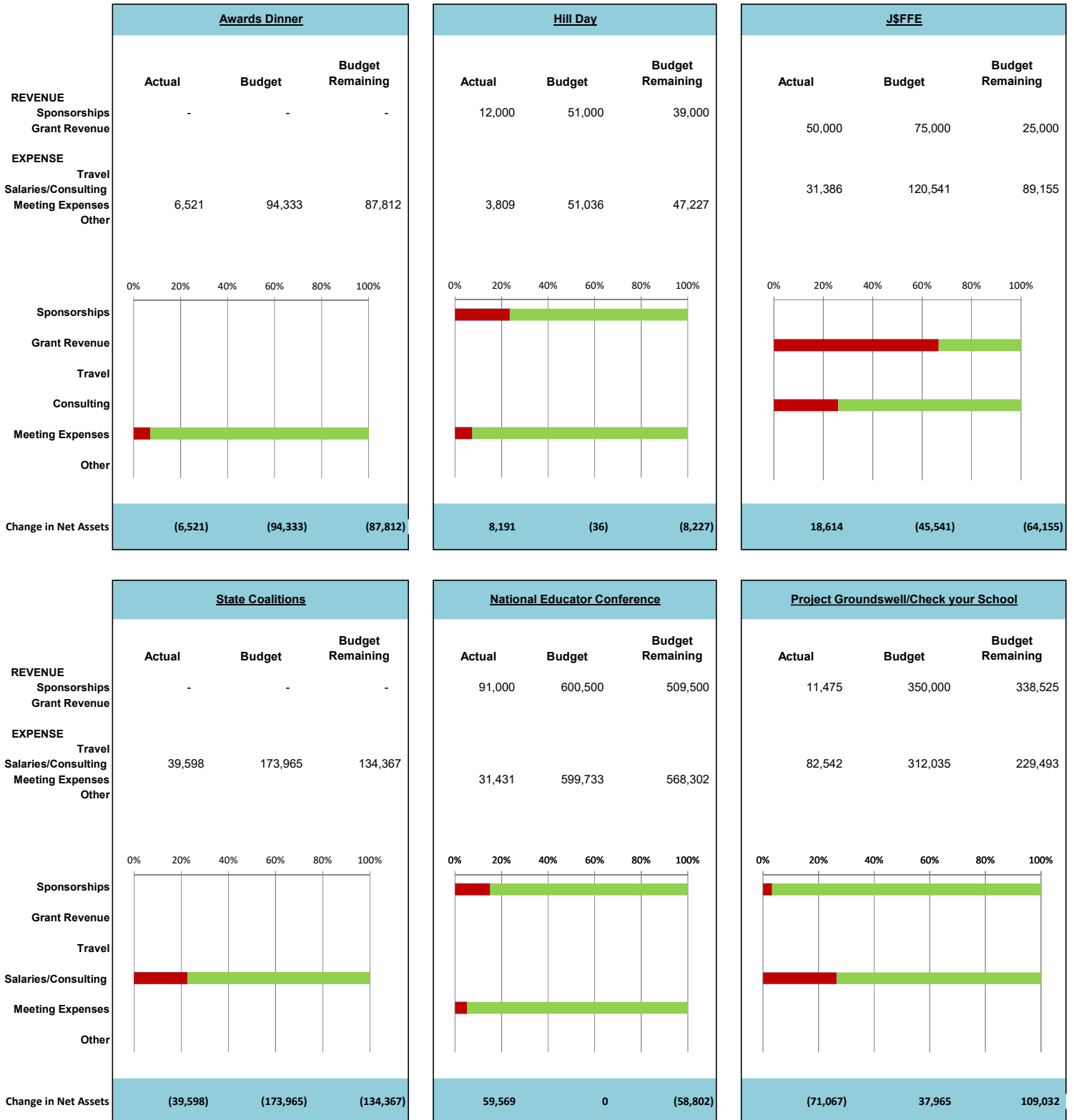


These financial statements were prepared by RSM US LLP. The statements were not subject to an audit, or other assurance services. Management has elected to omit the statement of cash flows and substantially all required disclosures.

Jump\$^{start}

Status Charts of Major Programs

as of March 31, 2020



Jump\$tart Coalition for Personal Financial Literacy
 Comparative Statement of Financial Position
 As of March 31, 2020

	<u>As of</u> <u>03/31/2020</u>	<u>As of</u> <u>03/31/2019</u>
Assets		
Current Assets		
Capital One Operating	\$ 117,755	\$ 46,424
Capital One Money Market	5,999	5,993
Accounts Receivable	22,472	3,781
Prepaid Expenses	52,650	50,391
Security Deposit	5,323	5,324
Total Current Assets	<u>204,199</u>	<u>111,913</u>
Other Assets		
Fixed Assets, Net	23,595	37,077
Investments - Vanguard	2,311,723	3,227,655
Total Assets	<u>\$ 2,539,517</u>	<u>\$ 3,376,645</u>
Liabilities and Net Assets		
Accrued Liabilities	\$ 3,348	\$ 33,080
Accrued FSA	(471)	568
Deferred Rent	11,052	17,653
Total Current Liabilities	13,929	51,301
Net Assets		
Without Donor Restrictions		
Undesignated	1,809,276	2,672,279
Designated by the Board	146,644	150,544
With Donor Restrictions	569,668	502,521
Total Net Assets	<u>2,525,588</u>	<u>3,325,344</u>
Total Liabilities and Net Assets	<u>\$ 2,539,517</u>	<u>\$ 3,376,645</u>

These financial statements were prepared by RSM US LLP. The statements were not subject to an audit, or other assurance services. Management has elected to omit the statement of cash flows and substantially all required disclosures.

Jump\$tart Coalition for Personal Financial Literacy
Statement of Activities Summary
For the Three Months Ending March 31, 2020

	2020 <u>Year to Date</u>	2020 <u>Budget</u>	2020 <u>Budget Remaining</u>
Revenue			
General and Admin	1,988	228,500	226,512
Hill Day	12,000	51,000	39,000
J\$FFE	50,000	75,000	25,000
National Educator Conference (NEC)	91,000	600,500	509,500
Project Groundswell	11,475	350,000	338,525
Partner Dues	283,000	620,000	337,000
Total Revenue	<u>449,463</u>	<u>1,925,000</u>	<u>1,475,537</u>
Expense			
Awards Dinner	6,521	94,332	87,811
General and Admin	51,674	317,353	265,678
Clearinghouse	11,883	60,509	48,626
Fundraising	357	0	(356)
Hill Day	3,809	51,036	47,227
J\$FFE	31,386	120,541	89,156
National Educator Conference (NEC)	31,431	599,733	568,300
National Standard	0	5,999	6,000
Partner Meeting/Partner Support	19,830	69,150	49,320
Public Awareness	20,263	120,038	99,774
Project Groundswell	82,542	312,035	229,494
State Coalitions	39,598	173,965	134,367
Total Expense	<u>299,294</u>	<u>1,924,691</u>	<u>1,625,397</u>
Investments, Net	<u>(457,687)</u>	<u>0</u>	<u>457,687</u>
Total Change in Net Assets	<u>\$ (307,518)</u>	<u>\$ 309</u>	<u>\$ 307,827</u>

These financial statements were prepared by RSM US LLP. The statements were not subject to an audit, or other assurance services. Management has elected to omit the statement of cash flows and substantially all required disclosures.

Jump\$tart Coalition for Personal Financial Literacy
Statement of Activities Compared to Budget & Prior Year
For the Three Months Ending March 31, 2020

	<u>YTD 2020</u>	<u>YTD Budget</u>	<u>Variance Over/(Under)</u>	<u>Full Year Budget</u>	<u>YTD 2019</u>
Funds with Donor Restriction					
Revenue					
Hill Day	\$ 12,000	\$ 12,750	\$ (750)	\$ 51,000	\$ 5,000
J\$FFE Online	50,000	18,750	31,250	75,000	0
National Educator Conference (NEC)	91,000	150,125	(59,125)	600,500	37,150
Project Groundswell	11,475	87,497	(76,022)	350,000	0
Total Revenue with Donor Restriction	<u>164,475</u>	<u>269,122</u>	<u>(104,647)</u>	<u>1,076,500</u>	<u>42,150</u>
Funds without Donor Restriction					
Revenue					
Awards Dinner	0	0	0	0	5,900
General & Admin	1,988	57,126	(55,138)	228,500	3,808
Partner Dues	283,000	155,750	127,250	620,000	236,000
Total Revenue without Donor Restriction	<u>284,988</u>	<u>212,876</u>	<u>72,112</u>	<u>848,500</u>	<u>245,708</u>
Total Revenue	<u>449,463</u>	<u>481,998</u>	<u>(32,535)</u>	<u>1,925,000</u>	<u>287,858</u>
Expense Restricted Program					
Hill Day	3,809	12,759	8,950	51,036	6,133
J\$FFE Evaluation Research(F,N,W)	13,500	0	(13,500)	0	22,000
J\$FFE Online	15,386	30,135	14,749	120,541	14,185
National Educator Conference (NEC)	31,431	149,933	118,502	599,733	43,455
National Standard	0	1,503	1,503	5,999	0
Project Groundswell	82,542	78,009	(4,533)	312,035	88,642
Total Expense Unrestricted	<u>146,668</u>	<u>272,339</u>	<u>125,671</u>	<u>1,089,344</u>	<u>174,415</u>
Expense Unrestricted					
Awards Dinner	6,521	23,583	17,062	94,333	12,250
Clearinghouse	11,883	15,127	3,244	60,509	8,661
Fundraising	357	0	(357)	0	0
Staff Salaries/Compensation	18,954	24,455	5,501	97,820	33,127
General & Admin	50,268	54,883	4,615	219,532	64,150
J\$FFE	2,500	0	(2,500)	0	11,550
Partner Meeting/Partner Support	19,830	17,288	(2,542)	69,150	7,838
Public Awareness	20,263	30,009	9,746	120,038	38,668
State Coalitions	39,598	43,494	3,896	173,965	37,118
Projects Auth. Under Cy Pres: Bd Design					
Clearinghouse	0	0	0	0	1,500
Sub Total	<u>0</u>	<u>0</u>	<u>0</u>	<u>0</u>	<u>1,500</u>
Indirect Allocation	<u>(17,548)</u>	<u>0</u>	<u>17,549</u>	<u>0</u>	<u>(23,448)</u>
Total Expense Unrestricted	<u>152,626</u>	<u>208,839</u>	<u>56,214</u>	<u>835,347</u>	<u>191,414</u>
Total Expenses	<u>299,294</u>	<u>481,178</u>	<u>181,885</u>	<u>1,924,691</u>	<u>365,829</u>
Change in Net Assets Before Investments	<u>150,169</u>	<u>820</u>	<u>149,350</u>	<u>309</u>	<u>(77,971)</u>
Investments, Net	<u>(457,687)</u>	<u>0</u>	<u>(457,688)</u>	<u>0</u>	<u>313,482</u>
Change in Net Assets	<u>\$ (307,518)</u>	<u>\$ 820</u>	<u>\$ (308,338)</u>	<u>\$ 309</u>	<u>\$ 235,511</u>

These financial statements were prepared by RSM US LLP. The statements were not subject to an audit, or other assurance services. Management has elected to omit the statement of cash flows and substantially all required disclosures.

**Jump\$tart Coalition for Personal Financial Literacy
Statement of Activities Compared to Budget & Prior Year
For the Three Months Ending March 31, 2020**

	<u>YTD 2020</u>	<u>YTD Budget Budget</u>	<u>Variance Over/(Under)</u>	<u>Full Year Budget Budget</u>	<u>YTD 2019</u>
Beginning Net Assets	<u>2,833,105</u>	<u>0</u>	<u>2,833,105</u>	<u>0</u>	<u>3,089,833</u>
Ending Net Assets	<u>\$ 2,525,587</u>	<u>\$ 820</u>	<u>\$ 2,524,768</u>	<u>\$ 309</u>	<u>\$ 3,325,344</u>

These financial statements were prepared by RSM US LLP. The statements were not subject to an audit, or other assurance services. Management has elected to omit the statement of cash flows and substantially all required disclosures.

Jump\$tart Coalition for Personal Financial Literacy
Statement of Activities by Natural Accounts Compared to Last Year
For the Three Months Ending March 31, 2020

	<u>2020</u>	<u>2019</u>
	<u>Year to Date</u>	<u>Year to Date</u>
Revenue		
Dues Income	\$ 283,000	\$ 236,000
Contributions	1,987	3,806
Sponsorship Income	0	5,900
Interest Income	1	2
Revenue with Donor Restriction	164,475	42,150
Total Revenue	<u>449,463</u>	<u>287,858</u>
Expenses		
Salaries	86,065	114,230
Payroll Taxes	7,419	8,948
Health Insurance	6,847	13,180
Long Term Disability	2,535	6,609
401k Contributions	0	2,273
Payroll Processing	1,205	1,473
Accounting	8,309	8,968
Website Maintenance	14,841	15,192
Depreciation Expense - Website	3,370	0
Audit	0	4,700
Other Consulting	140,250	146,000
Outside Services	0	9,239
Supplies	188	275
Telephone	3,783	1,505
Delivery & Shipping	0	1,340
Printing Expense	1,260	799
Staff Travel	4,082	4,982
Subscriptions & Publications	2,450	75
Conference Expenses	(1,260)	0
Audio/Visual	360	0
Food & Beverage	1,221	4,083
Occupancy	15,435	14,993
Business Insurance	445	3,558
Bank & Finance Fees	444	3,407
Taxes	45	0
Total Expenses	<u>299,294</u>	<u>365,829</u>
Total Change in Net Assets Before Investments	<u>150,169</u>	<u>(77,971)</u>
Investments, Net	<u>(457,687)</u>	<u>313,482</u>
Total Change in Net Assets	<u>(307,518)</u>	<u>235,511</u>
Beginning Net Assets	<u>2,833,105</u>	<u>3,089,833</u>
Ending Net Assets	<u>\$ 2,525,587</u>	<u>\$ 3,325,344</u>

These financial statements were prepared by RSM US LLP. The statements were not subject to an audit, or other assurance services. Management has elected to omit the statement of cash flows and substantially all required disclosures.

Jump\$tart Coalition for Personal Financial Literacy
Statement of Activities - Functional
For the Three Months Ending March 31, 2020

	Awards Dinner	Clearinghouse	Fundraising	Hill Day	J\$FFE	National Educator Conference (NEC)	Partner Meeting/Partner Support	Project Groundswell/Check Your School	Public Awareness	State Coalitions	General and Admin	Total
Revenue												
Dues Income	\$ 0	\$ 0	\$ 0	\$ 0	\$ 0	\$ 0	\$ 0	\$ 0	\$ 0	\$ 0	\$ 283,000	\$ 283,000
Contributions	0	0	0	0	0	0	0	0	0	0	1,987	1,987
Sponsorship Income	0	0	0	0	0	0	0	11,475	0	0	0	11,475
Interest Income	0	0	0	0	0	0	0	0	0	0	1	1
Revenue with Donor Restriction	0	0	0	12,000	50,000	91,000	0	0	0	0	0	153,000
Total Revenue	0	0	0	12,000	50,000	91,000	0	11,475	0	0	284,988	449,463
Expenses												
Salaries	5,139	2,664	0	2,920	6,169	1,562	16,138	18,851	7,719	5,948	18,954	86,065
Payroll Taxes	442	235	0	252	135	665	531	1,624	1,390	513	1,632	7,419
Health Insurance	411	206	0	205	137	616	480	1,507	1,302	478	1,507	6,847
Long Term Disability	151	78	0	86	46	228	181	556	475	176	558	2,535
Payroll Processing	0	0	0	0	0	0	0	0	0	0	1,204	1,205
Accounting	0	0	0	0	0	0	0	0	0	0	8,310	8,309
Website Maintenance	0	2,700	0	0	0	5,281	0	0	1,535	0	5,324	14,841
Depreciation Expense - Website	0	0	0	0	0	0	0	0	0	0	3,371	3,370
Other Consulting	0	4,000	0	0	23,500	20,000	2,500	52,500	6,000	28,750	3,000	140,250
Supplies	0	0	0	0	0	0	0	0	0	0	187	188
Telephone	0	2,000	0	0	0	0	0	0	0	133	1,650	3,783
Printing Expense	0	0	0	0	0	1,260	0	0	0	0	0	1,260
Staff Travel	378	0	357	0	0	222	0	0	0	0	3,126	4,082
Subscriptions & Publications	0	0	0	0	0	0	0	0	0	0	2,450	2,450
Conference Expenses	0	0	0	0	0	(1,260)	0	0	0	0	0	(1,260)
Audio/Visual	0	0	0	0	0	0	0	0	0	0	359	360
Food & Beverage	0	0	0	0	0	0	0	0	0	0	1,221	1,221
Occupancy	0	0	0	0	0	0	0	0	0	0	15,435	15,435
Business Insurance	0	0	0	0	0	0	0	0	0	0	445	445
Bank & Finance Fees	0	0	0	0	0	0	0	0	0	0	445	444
Taxes	0	0	0	0	0	0	0	0	0	0	44	45
Indirect Cost Allocaiton	0	0	0	346	1,399	2,858	0	7,504	1,842	3,600	(17,548)	0
Total Expenses	6,521	11,883	357	3,809	31,386	31,432	19,830	82,542	20,263	39,598	51,674	299,294
Investments, Net	0	0	0	0	0	0	0	0	0	0	(457,687)	(457,687)
Total Change in Net Assets	\$ (6,521)	\$ (11,883)	\$ (357)	\$ 8,191	\$ 18,614	\$ 59,568	\$ (19,830)	\$ (71,067)	\$ (20,263)	\$ (39,598)	\$ (224,373)	\$ (307,518)

These financial statements were prepared by RSM US LLP. The statements were not subject to an audit, or other assurance services. Management has elected to omit the statement of cash flows and substantially all required disclosures.

**Jump\$tart Coalition for Personal Financial Literacy
Summary of Net Assets
For the Three Months Ending March 31, 2020**

	Beginning Net Assets 1/1/2020	YTD Revenue	YTD Expense	Balance 03/31/2020
Net Assets with Donor Restrictions				
Survey Version 2	\$ 280,051	\$ 0	\$ 0	\$ 280,051
National Standards	10,000	0	0	10,000
National Educator Conference (NEC)	0	91,000	(31,432)	59,568
Leg Briefing Forum	2,000	0	0	2,000
Bank of America Project	50,000	0	0	50,000
J\$TTA Research-Fidelity	28,787	0	0	28,787
J\$FFE Online	654	50,000	(15,385)	36,564
J\$FFE Evaluation Research(F,N,W)	59,171	0	(13,500)	62,171
J\$FFE Research Related Training (W)	32,337	0	0	12,336
J\$FFE Online - New Modules (NEFE)	40,000	0	0	20,000
Hill Day	0	12,000	(3,810)	8,191
Project Groundswell/Check Your School	0	11,475	(11,475)	0
Total Net Assets with Donor Restrictions	\$ 503,000	\$ 164,475	\$ (75,602)	\$ 569,668
Net Assets Designated by Board				
Clearinghouse	\$ 28,594	\$ 0	\$ 0	\$ 28,594
Common Core Standards Project	18,050	0	0	18,050
J\$ Financial Literacy Survey	100,000	0	0	100,000
Total Net Assets Designated by Board	\$ 146,644	\$ 0	\$ 0	\$ 146,644

These financial statements were prepared by RSM US LLP. The statements were not subject to an audit, or other assurance services. Management has elected to omit the statement of cash flows and substantially all required disclosures.